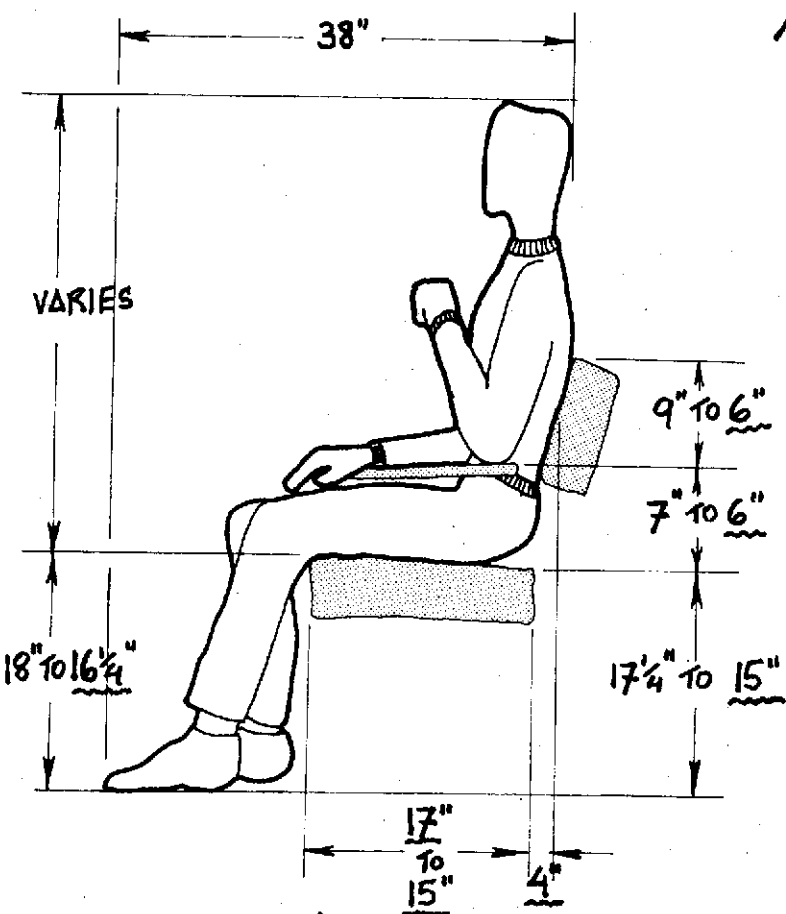


Note our adjusted sizes
below:

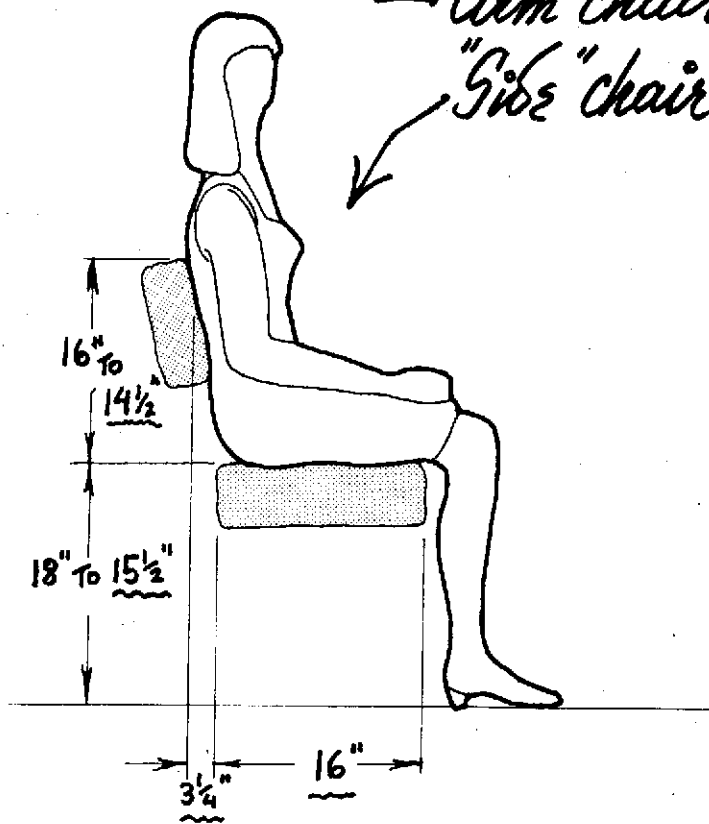
IN ALL OF OUR MEASUREMENTS
WE HAVE TRIED TO GIVE A
RANGE of MEASUREMENTS.
WE HAVE WORKED WITH 16
EUROPEAN & AMERICAN BOOKS.
THE FIRST NUMBER IS ALWAYS
THE "STANDARD" NUMBER,
AND THE ONE YOU'LL BE
STUCK WITH IF YOU BUY
READYMADES.

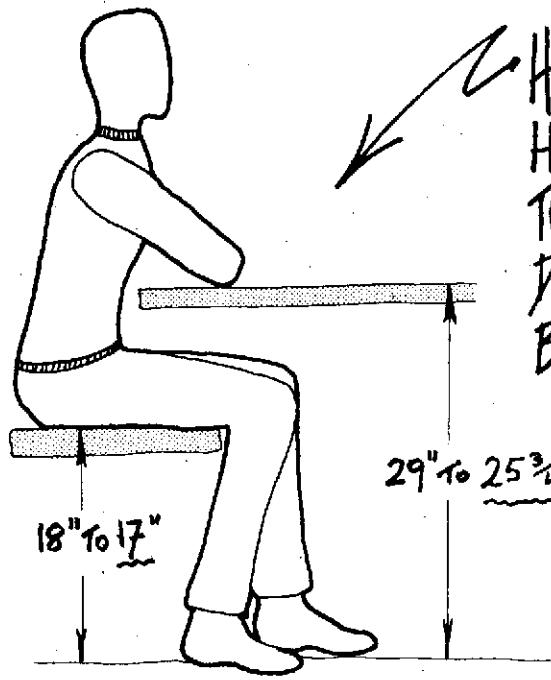
THE SECOND NUMBER IS
UNDERLINED LIKE THIS,
AND IT IS THE MEASURE
WE FEEL TO BE MOST
COMFORTABLE. VIC IS 5'8½",
JIM 6'1", HARLANNE 5'6" &
SARA HENNESSEY ABOUT 5'9".
NATURALLY WE HAVE EXPERI-
MENTED WITH OTHER
FRIENDS AS WELL.

WE FEEL THAT OUR UNDERLINED
SIZES REFLECT CHANGING
WAYS of SITTING & WORKING.
WE SUGGEST YOU WORK WITHIN
OUR REVISED PARAMETERS.



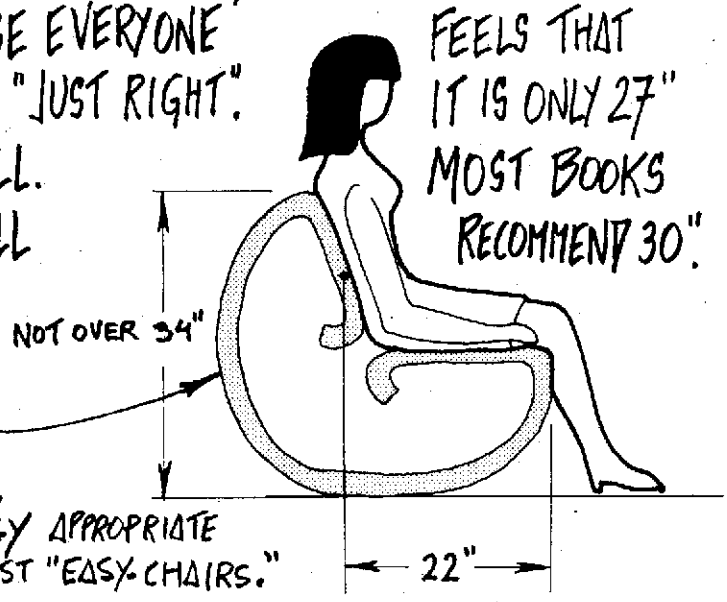
Arm chair
"Gibbs" chair



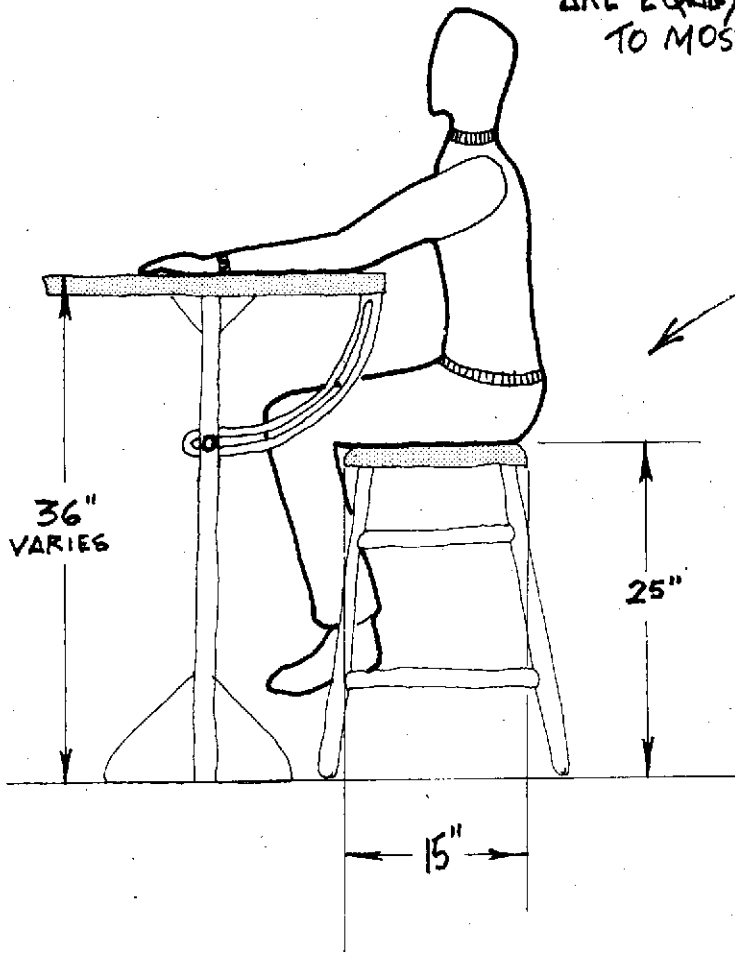


HERE WE HAVE GIVEN YOU STANDARD HEIGHTS FOR DESK TOPS, DINING TABLE TOPS & DINING OR DESK CHAIRS. VIC'S OWN DINING TABLE ALWAYS ATTRACTS COMMENT BECAUSE EVERYONE IT'S "JUST RIGHT". STILL

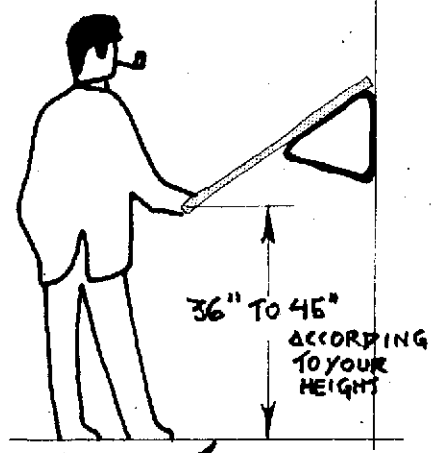
FEELS THAT IT IS ONLY 27" MOST BOOKS RECOMMEND 30".



WHILE THIS YOUNG LADY IS IN A ROCKER, THE MEASUREMENTS ARE EQUALLY APPROPRIATE TO MOST "EASY CHAIRS."



2. STANDARD DRAFTING TABLE & STOOL.



WALL-MOUNTED TABLE FOR STAND-UP WORK.

9.2 NORMAL AND MAXIMUM WORK AREAS

